ABB MEASUREMENT & ANALYTICS | DATA SHEET

Totalflow host software

System software products

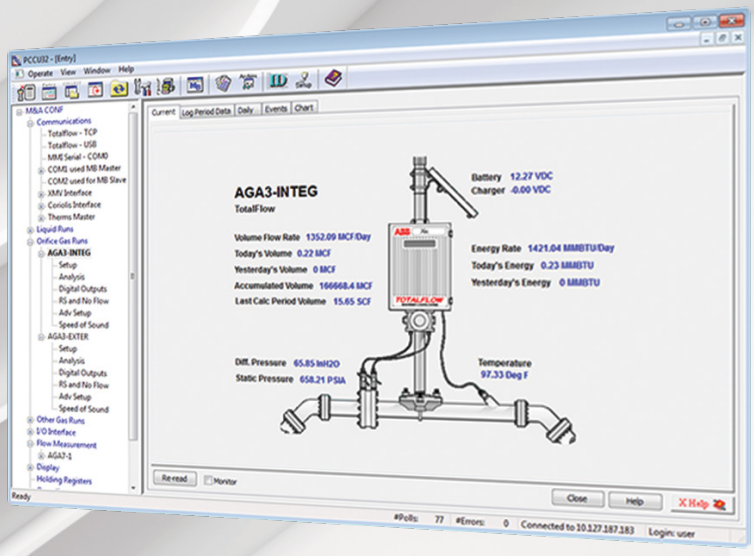

Introduction

No matter the size of a gas production, gathering or pipeline operation, there is ABB Totalflow software designed to support ongoing configuration, collection, operations, data distribution and asset management. This is done more easily and efficiently and more cost-effectively than most would think possible. ABB Totalflow Software systems provide Total Control solutions.

Making sense of software

Why do some hardware providers require the purchase of a third-party software system to operate their equipment? That's a bit like having to buy a car body from one dealer and the engine from another. Everything about ABB Totalflow software systems is designed to make sense—logistical, functional and economic sense—for every production, gathering or pipeline operation. These remarkably easy-to-use software systems provide real-time measurement and control support right out of the box.

Users can quickly begin accessing and controlling facilities from wherever they may be. These are open systems, compatible not only with ABB hardware and software but also with a wide range of non-ABB systems. Compatibility is a commitment — compatible with all ABB hardware — whether it's the latest and greatest ABB product or the first Totalflow model ever made.

The capabilities of ABB Totalflow software are continually updated, never to render classic Totalflow equipment obsolete. A very important point too, since ABB Totalflow hardware is built to last a long, long time. ABB users deserve software that keeps this hardware viable and productive. Users also deserve accessible and effective support, which comes standard with every ABB Totalflow system.

Even with software systems designed for easy set up and use, there are still times when knowledgeable assistance can make a difference. The ABB Totalflow support staff—including project engineers with 20+ years' experience—is always on call to assist with any software or hardware issues. Take a look at ABB Totalflow software systems to see which ones make the most sense for any production, gathering or pipeline operation.

PCCU configuration and collection

Setup Totalflow devices and collect data.

- Windows application
- Local interface to all ABB Totalflow flow computers, RTU's, and chromatographs
- Calibrate and configure all IO
- Local data collection
- Local data graphing and reporting
- Configure remote communication ports
- Configure trend files in addition to standard EFM historical files
- Diagnostics/troubleshooting
- Monitor real time status
- Program analog and digital operations
- Program display and keypad functionality
- Configure and troubleshoot NGC
- View chromatograms and configure cycle times
- Remote configuration capabilities

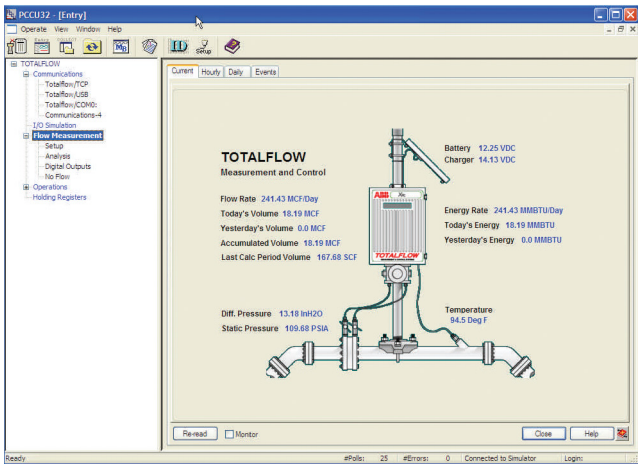

WinCCU – EFM host

Complete gas volume/energy data management
- API 21.1 compliant audit trail
- 13 standard reports (e.g. hourly/daily volume, missing data, field balance)
- User configurable variance reports

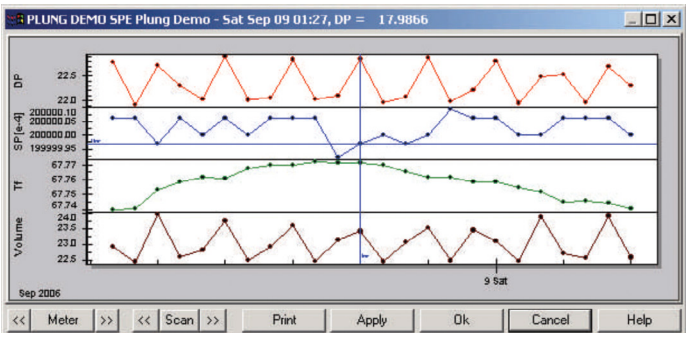

- Multiple export formats (e.g. CSV, ASCII, PGAS, CFX5, 7)
- Full featured gas volume editor
- Microsoft Access or SQL server databases
- LAN/WAN multi-user capability
- Configurable status polls (templates) on demand or scheduled

Remote communications
- Multiple communication port controller
- Radio, telco, CDPD, satellite, and cellular
- Automatic retry groups
- Exception reporting support
- TCP/IP socket interface
- Remote status monitoring (template)

Task scheduler
- Status polls, flow data collects, trend collects, alarms
- Batch configuration of field devices
- Reporting, emailing

WebCCU

- WinCCU add-on works over internet or intranet
- Browser-based data presentation
- Microsoft .NET technology
- Post near real-time data to internet site
- Standard WinCCU reports
- Flow data, alarms, events, characteristics, trends
- Demand polling

TF.net internet/intranet database navigation and viewing

- Browser presentation capability for virtually any ODBC database
- Microsoft .NET technology
- Access near real-time data from web site
- Graphical presentation of operational data
- Standard WinCCU reports (flow data, alarms, events, characteristics, trends)
- Flexible “active reports”
- Demand polling and configuration of field devices via Totalflow TDS/OPC software

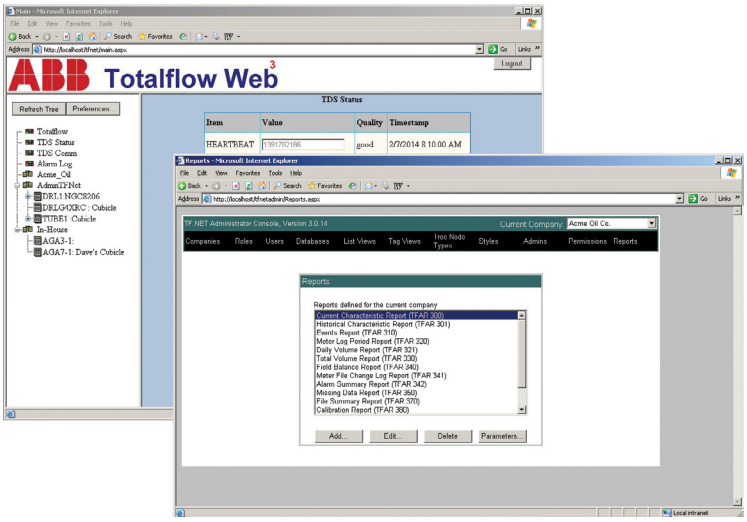

EZ Blocks

- Provides intuitive, graphical way to create custom operations
- Works with G4 devices
- Similar to function block language in IEC-61131
- Simple yet powerful library of blocks
- Offline development possible with simulator
- Built-in debugger

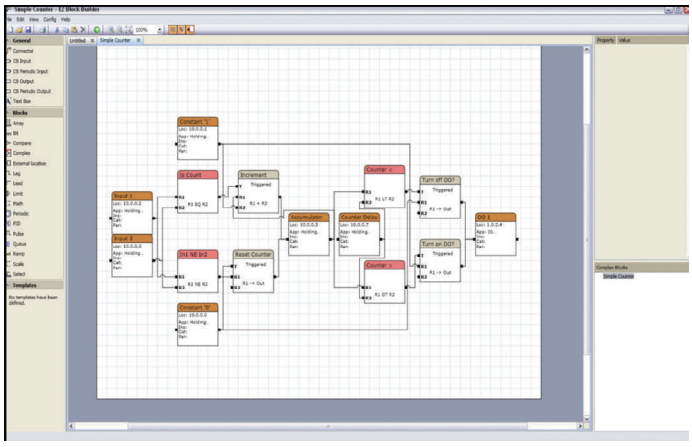

VAS voice alarm messaging

- Hardware + software solution
- Windows application
- Dialogic speechboard management
- Call in/call out services

Supports up to 4 phone lines

- (2) call in, (2) call out

Comprehensive callout on alarm list

- Multiple regions
- Multiple receivers of call with priority

- Confirmation of authorized receiver of call
- Log records of callouts
- Call received confirmation
- Trigger callout from polled or exception alarms

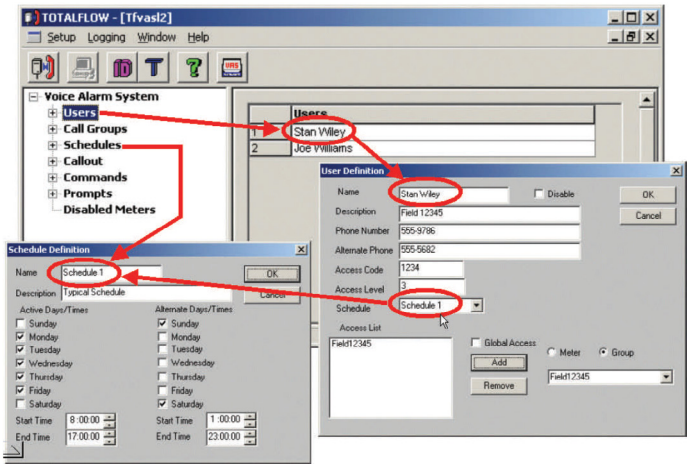

TDS32 OPC/DDE driver

- Totalflow protocol link to OPC-Read/DDE aware software systems
- Coexist with WinCCU or as stand alone link to third party systems
- Retrieve exception reporting status from Totalflow devices
- Browse functionality
- Persistent data retention
- Supports 50,000+ tags

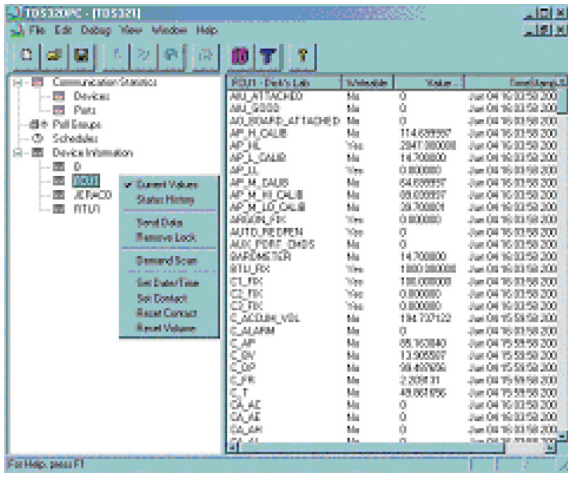

Plunger analysis software

Windows application for optimizing plunger control parameters in a flow computer or RTU

- Increase gas production volumes
- Reduce extended shut-ins due to liquid loading
- Lower operating costs
- Characterize well conditions to optimize liquid production

WellTell wireless utility

- Configure radio settings to enhance wireless communications and troubleshoot field installations
- Set battery wake and sleep thresholds to protect from permanent damage
- Change channel and frequency settings to minimize interference
- Adjust baud rates for adding multiple IO clients to a single host

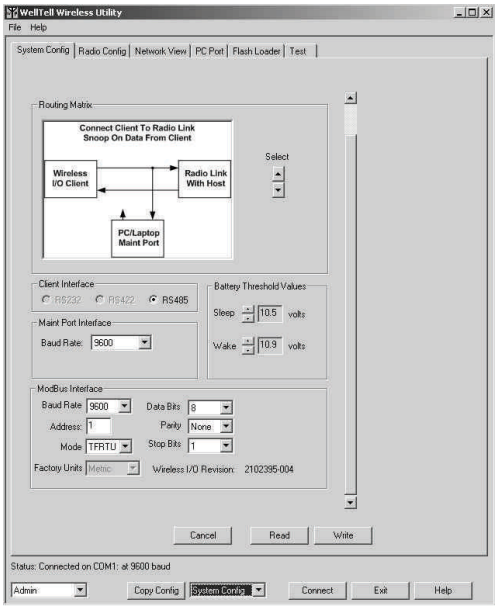

WellTell local calibration software

- Calibrate at the IO device location to eliminate the need for a second person at the RTU or flow computer
- Calibrations can be sent wirelessly to the RTU
- 2,3 and 5 point calibrations of analog inputs
- Calibration support for analog outputs and temperature RTDs

MasterLink

- Windows application for LevelMaster tank level sensor setup
- Configure communications
- Establish unique device ID
- Calibrate surface and interface levels
- View level and temperature

System requirements

	Pentium IV, 2 GHz	Memory	Hard Drive Memory (data storage excluded)	CD ROM drive	SVGA or higher resolution	9 pin serial port or USB	Windows 7 [5] X32	Windows 7 [5] X64	Windows 8 [5] X32 (in test)	Windows 8 [5] X64 (in test)	Windows XP	Windows Vista	Windows Server 2000	Windows Server 2003 (R1, R2, X32, X64)	Windows Server 2008 [5] (R1, R2, X32, X64)	Windows Server 2012 [5] (X64) (in test)	Microsoft SQL Server 2000	Microsoft SQL Server 2005 or 2008 (R1, R2, X32, X64)	Version Support
Client software																			
PCCU	✓	3 GB	1 GB	✓	✓	✓[1]	✓	✓	✓	✓	✓	✓[3]							7.18 and higher
Plunger Analysis	✓	3 GB	1 GB	✓	✓	✓[1]	✓	✓	✓	✓	✓								2.0 and higher
EZ Blocks	✓	3 GB	1 GB	✓	✓	✓[1]	✓	✓	✓	✓	✓	✓							1.0 to 2.0
EZ Blocks	✓	3 GB	1 GB	✓	✓	✓[1]	✓	✓	✓	✓	✓	✓							3.0 and higher
WellTell[4]	✓	3 GB	10 MB	✓	✓		✓	✓	✓	✓	✓								1.0 and higher
MasterLink	✓	3 GB	1 MB	✓	✓		✓	✓	✓	✓	✓								1.0 and higher
Host software																			
WinCCU	✓	3 GB	1 GB	✓	✓	✓[1]					✓		✓[2]	✓			✓	✓	6.08.0 to 6.11.4
WinCCU	✓	3 GB	1 GB	✓	✓		✓	✓	✓	✓	✓			✓	✓	✓		✓	6.20.0 and higher
TF.net	✓	3 GB	1 GB	✓	✓								✓	✓	✓		✓	✓	3.0 and higher
WebCCU	✓	3 GB	1 GB	✓	✓								✓	✓	✓		✓	✓	3.0 and higher
VAS[6]	✓	3 GB	1 GB	✓	✓		✓	✓	✓	✓	✓		✓	✓	✓	✓	✓	✓	5.22 and higher
TDS	✓	3 GB	1 GB	✓	✓		✓	✓	✓	✓	✓		✓	✓			✓	✓	5.28.0 to 6.0.1
TDS	✓	3 GB	1 GB	✓	✓		✓	✓	✓	✓	✓			✓	✓	✓		✓	6.21.0 and higher

1. Edgeport[1] recommended for USB to Serial conversion
2. Requires manual installation
3. NGC not supported
4. Utility and local calibration software
5. Security settings must be correct for software to work correctly on Windows 7, Windows 8, Windows Server 2008, and Windows Server 2012. DDE not available
6. VAS 5.22 requires Dialogic drivers Build 258 or higher for X64 computers. See http://support.microsoft.com/kb/917607 for help.

Castel Maggiore (BO) 40013
Via Lirone 60/i

e-mail: info@eurotecsrl.com
Tel: +39 051/6321595
Website: www.eurotecsrl.com

C.F.: 04103780377
P.I.: 01596581205

—

ABB Inc.
Measurement & Analytics
Quotes: totalflow.inquiry@us.abb.com
Orders: totalflow.order@us.abb.com
Training: totalflow.training@us.abb.com
Support: totalflowsupport@us.abb.com
+1 800 442 3097 (opt. 2)

Main Office
7051 Industrial Boulevard
Bartlesville, OK 74006
Ph: +1 918 338 4888

Kansas Office
2705 Centennial Boulevard
Liberal, KS 67901
Ph: +1 620 626 4350

Texas Office – Odessa
8007 East Business 20
Odessa, TX 79765
Ph: +1 432 272 1173

Texas Office – Houston
3700 West Sam Houston
Parkway South, Suite 600
Houston, TX 77042
Ph: +1 713 587 8000

Texas Office – Pleasanton
150 Eagle Ford Road
Pleasanton, TX 78064
Ph: +1 830 569 8062

www.abb.com/upstream

—

We reserve the right to make technical changes or modify the contents of this document without prior notice. With regard to purchase orders, the agreed particulars shall prevail. ABB does not accept any responsibility whatsoever for potential errors or possible lack of information in this document.

We reserve all rights in this document and in the subject matter and illustrations contained therein. Any reproduction, disclosure to third parties or utilization of its contents – in whole or in parts – is forbidden without prior written consent of ABB.

© Copyright 2019 ABB.
All rights reserved.

DS/2101198-EN Rev. AI 03.2019