ABB MEASUREMENT & ANALYTICS | DATA SHEET

TF.Net

System software products

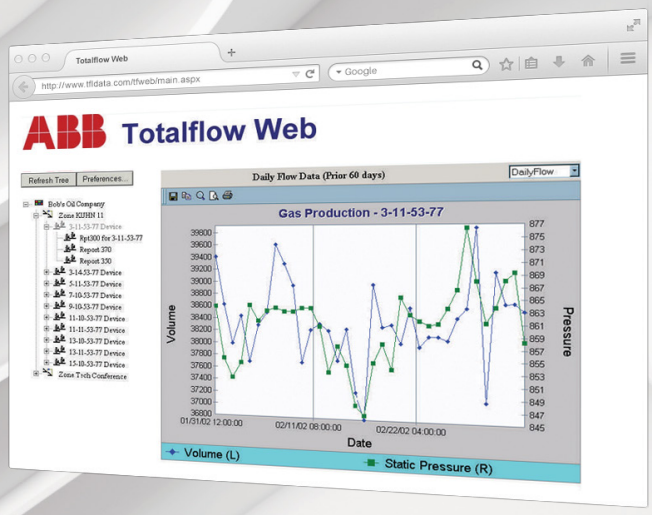

Description

Displays data acquired from field devices in a web browser to authorized persons with access to the Corporate Network or the Internet, depending on configuration.

Data can be acquired with standard SQL statements from any standard (ODBC) database on the local PC or over a Local or Wide Area Network, or over the Internet, or from multiple servers across multiple net- works, as configured by the Network Administrator.

Data can also be acquired from any OPC server or from multiple OPC servers. This allows easy display of real-time data in an overview format, and for some servers, a demand poll and download of set points and other parameters.

Navigation displays are organized into a familiar tree view format. Standard displays include tabular, trend, and Report formats. Report outputs include Excel, Pdf, HTML, and printer formats.

TF.Net is tightly integrated with ABB SCADAvantage and WinCCU applications, where applicable.

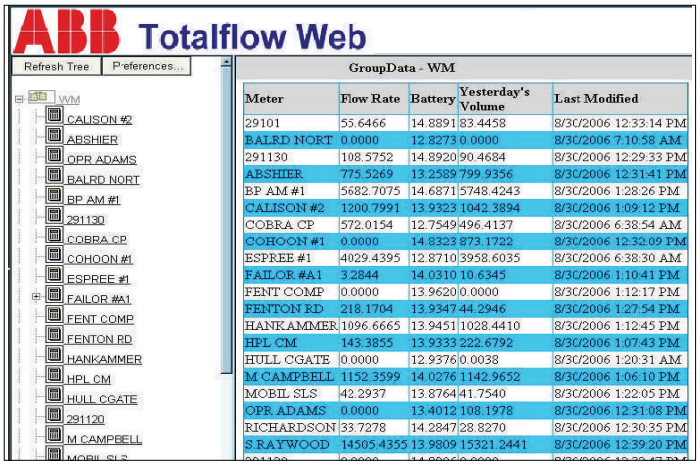

Meter	Flow Rate	Battery	Yesterday's Volume	Last Modified
29101	55.6466	14.8891	83.4458	8/30/2006 12:33:14 PM
BALRD NORT	0.0000	12.8273	0.0000	8/30/2006 7:10:58 AM
291130	108.5752	14.8920	90.4684	8/30/2006 12:29:33 PM
ABSHIER	775.5269	13.2589	799.9356	8/30/2006 12:31:41 PM
BP AM #1	5682.7075	14.6871	5748.4243	8/30/2006 1:28:26 PM
CALISON #2	1200.7991	13.9323	1042.3894	8/30/2006 1:09:12 PM
COBRA CP	572.0154	12.7549	496.4137	8/30/2006 6:38:54 AM
COHOON #1	0.0000	14.8323	873.1722	8/30/2006 12:32:09 PM
ESPREE #1	4029.4395	12.8710	3958.6035	8/30/2006 6:38:30 AM
FAILOR #A1	3.2844	14.0310	10.6345	8/30/2006 1:10:41 PM
FENT COMP	0.0000	13.9620	0.0000	8/30/2006 1:12:17 PM
FENTON RD	218.1704	13.9347	44.2946	8/30/2006 1:27:54 PM
HANKAMMER	1096.6665	13.9451	1028.4410	8/30/2006 1:12:45 PM
HPL CM	143.3855	13.9333	222.6792	8/30/2006 1:07:43 PM
HULL CGATE	0.0000	12.9376	0.0038	8/30/2006 1:20:31 AM
M CAMPBELL	1152.3599	14.0276	1142.9652	8/30/2006 1:06:10 PM
MOBIL SLS	42.2937	13.8764	41.7540	8/30/2006 1:22:05 PM
OPR ADAMS	0.0000	13.4012	108.1978	8/30/2006 12:31:08 PM
RICHARDSON	33.7278	14.2847	28.8270	8/30/2006 12:30:35 PM
S.RAYWOOD	14505.4355	13.9809	15321.2441	8/30/2006 12:39:20 PM

Overview display

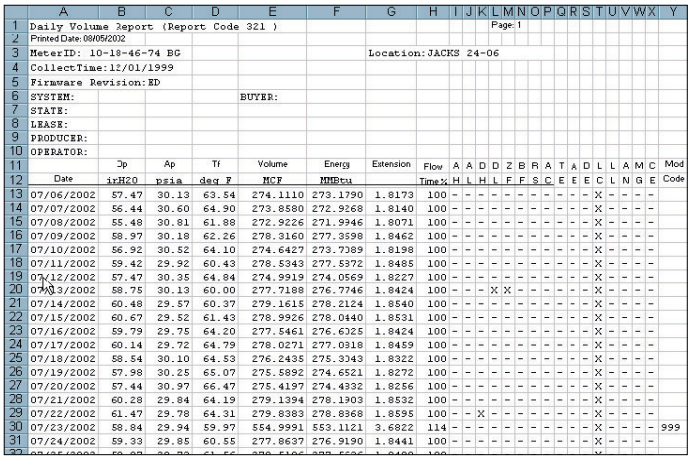

Daily Volume Report (Report Code 321) Page: 1
Printed Date: 08/05/2002
MeterID: 10-18-46-74 BG Location: JACKS 24-06
CollectTime: 12/01/1999
Firmware Revision: ED
SYSTEM: BUYER:
STATE:
LEASE:
PRODUCER:
OPERATOR:

Date	Dp inH20	Ap psia	Tf deg F	Volume MCF	Energy MMBtu	Extension	Flow Time %	AHL	ADL	DHL	DLF	ZFS	BFS	ARC	ATE	AEE	DEC	LCL	LNG	AMG	CEE	Mod Code
07/06/2002	57.47	30.13	63.54	274.1110	273.1790	1.8173	100	-	-	-	-	-	-	-	-	-	-	X	-	-	-	
07/07/2002	56.44	30.60	64.90	273.8580	272.9268	1.8140	100	-	-	-	-	-	-	-	-	-	-	X	-	-	-	
07/08/2002	55.48	30.81	61.88	272.9226	271.9946	1.8071	100	-	-	-	-	-	-	-	-	-	-	X	-	-	-	
07/09/2002	58.97	30.18	62.26	278.3160	277.3598	1.8462	100	-	-	-	-	-	-	-	-	-	-	X	-	-	-	
07/10/2002	56.92	30.52	64.10	274.6427	273.7389	1.8198	100	-	-	-	-	-	-	-	-	-	-	X	-	-	-	
07/11/2002	59.42	29.92	60.43	278.5343	277.5372	1.8485	100	-	-	-	-	-	-	-	-	-	-	X	-	-	-	
07/12/2002	57.47	30.35	64.84	274.9919	274.0569	1.8227	100	-	-	-	-	-	-	-	-	-	-	X	-	-	-	
07/13/2002	58.75	30.13	60.00	277.7188	276.7746	1.8424	100	-	-	-	X	X	-	-	-	-	-	X	-	-	-	
07/14/2002	60.48	29.57	60.37	279.1615	278.2124	1.8540	100	-	-	-	-	-	-	-	-	-	-	X	-	-	-	
07/15/2002	60.67	29.52	61.43	278.9926	278.0440	1.8531	100	-	-	-	-	-	-	-	-	-	-	X	-	-	-	
07/16/2002	59.79	29.75	64.20	277.5461	276.6325	1.8424	100	-	-	-	-	-	-	-	-	-	-	X	-	-	-	
07/17/2002	60.14	29.72	64.79	278.0271	277.0318	1.8459	100	-	-	-	-	-	-	-	-	-	-	X	-	-	-	
07/18/2002	58.54	30.10	64.53	276.2435	275.3343	1.8322	100	-	-	-	-	-	-	-	-	-	-	X	-	-	-	
07/19/2002	57.98	30.25	65.07	275.5892	274.6521	1.8272	100	-	-	-	-	-	-	-	-	-	-	X	-	-	-	
07/20/2002	57.44	30.97	66.47	275.4197	274.4332	1.8256	100	-	-	-	-	-	-	-	-	-	-	X	-	-	-	
07/21/2002	60.28	29.84	64.19	279.1394	278.1903	1.8532	100	-	-	-	-	-	-	-	-	-	-	X	-	-	-	
07/22/2002	61.47	29.78	64.31	279.8383	278.8368	1.8595	100	-	-	X	-	-	-	-	-	-	-	X	-	-	-	
07/23/2002	58.84	29.94	59.97	554.9991	553.1121	3.6822	114	-	-	-	-	-	-	-	-	-	-	X	-	-	-	999
07/24/2002	59.33	29.85	60.55	277.8637	276.9190	1.8441	100	-	-	-	-	-	-	-	-	-	-	X	-	-	-	

Report – Spreadsheet format

Features

- Quickly allows linking of disparate data sources into hierarchical views for navigation, and display of that data in tabular and graphical views for presentation.
- Devices can be polled and data can be refreshed by simply clicking a button on the screen.
- Authorized users can download set points to a device.
- Completely database driven. Will not require more management of data and data access security in your existing data stores.
- Web deployed. No need for client installations.
- Simple XML configuration of TF.Net allows developers to quickly give users the views of data they require, whether graphical or tabular.
- Designed from the ground up to support multiple top level sites on one or more web servers. Each customer/division can have a different site, (complete with different style settings, different available data sources, different navigation schemes) with no extra effort required to partition the site.
- Integrated WinCCU reporting module. Allows for centralized viewing of WinCCU data in the familiar WinCCU reports, in multiple formats. (PDF, XLS, HTML, TXT)
- Expandable reporting module allows for quick development and deployment of new reports to any data source.
- Web Administration. Design/test/fix elements of your site from anywhere with appropriate log on permissions.
- Lightweight web site. Minimal graphics and no heavy applets to download time and time again. Fast and responsive even over 56k dial-up connections.
- Top-level sites can become templates for other top-level sites, allowing you to quickly set up new sites based off of existing work.
- Simple, easy to grasp tree based navigation.
- Customizable menus at each level of navigation.
- Group based security model for access. Multiple level security access into both navigation elements and menus based on group membership.
- Appropriate for small local applications to enterprise wide applications

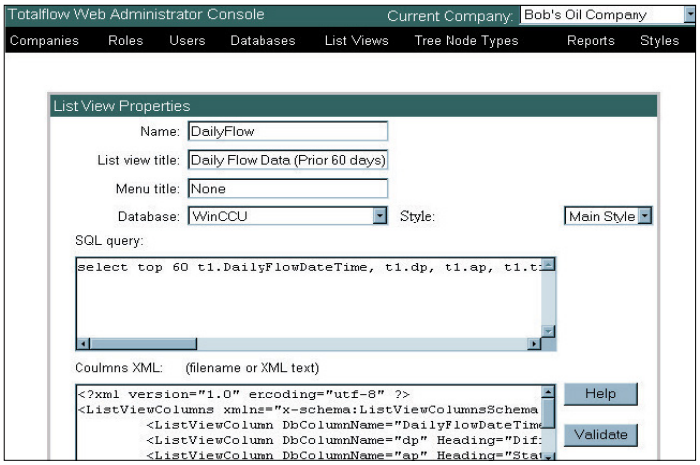

Administrative tools – List view definition

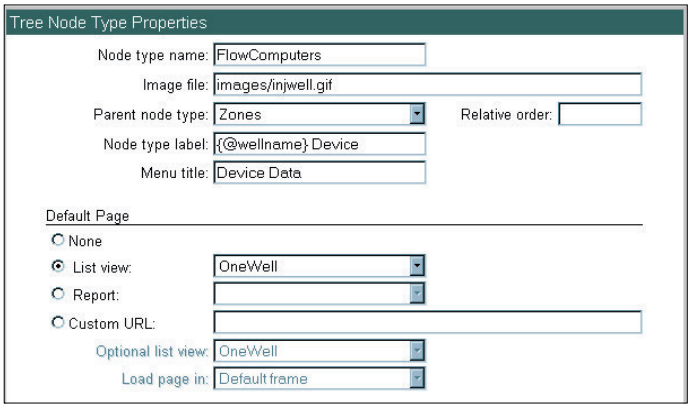

Administrative tools – Tree node definition

Benefits

Faster, more effective response to existing opportunities

Makes field data available for different users in the organization, e.g., Accounting, Marketing, Engineering, others.

Security

Data available over the corporate network for authorized users only.
Data available over the Internet for authorized users only.

Tighter control of important data

Permissions can be different for each user.

Reduce IT requirements

Browser based displays reduce costs since the browser is already on the user's system.

Reduce system administration time

Administrative costs are low due to simple, flexible design.

More responsive to opportunities, more income, less costs

Increases organizational efficiencies by providing appropriate data to those needing it.

Improve operating efficiencies

Reduces "wait" costs by getting data to appropriate persons quickly and in a useful format.

Options

License

ABB sells a license to use the software and the user will establish a web site of their choosing. Under this arrangement, the user is responsible to establish a web site as needed for internal and / or external use. This license allows the software to be used strictly within the company, or it may be used to provide services to persons outside the company either for free or for a charge. ABB is available to provide installation and engineering support required for this activity either on a fixed price or a time and materials basis. ABB can help:

- Select equipment,
- Arrange for Internet access,
- Establish necessary URLs,
- Install and set up the software,
- Provide the original and / or continuing setup and administration of the application,
- Provide training for your staff to perform these activities

Number of companies

Base charge for up to 25 users OR fixed license fee with no arbitrary limit. Limited only by performance.

Number of users

Incremental charge for up to 250 companies OR fixed license fee with no arbitrary limit. Limited only by performance.

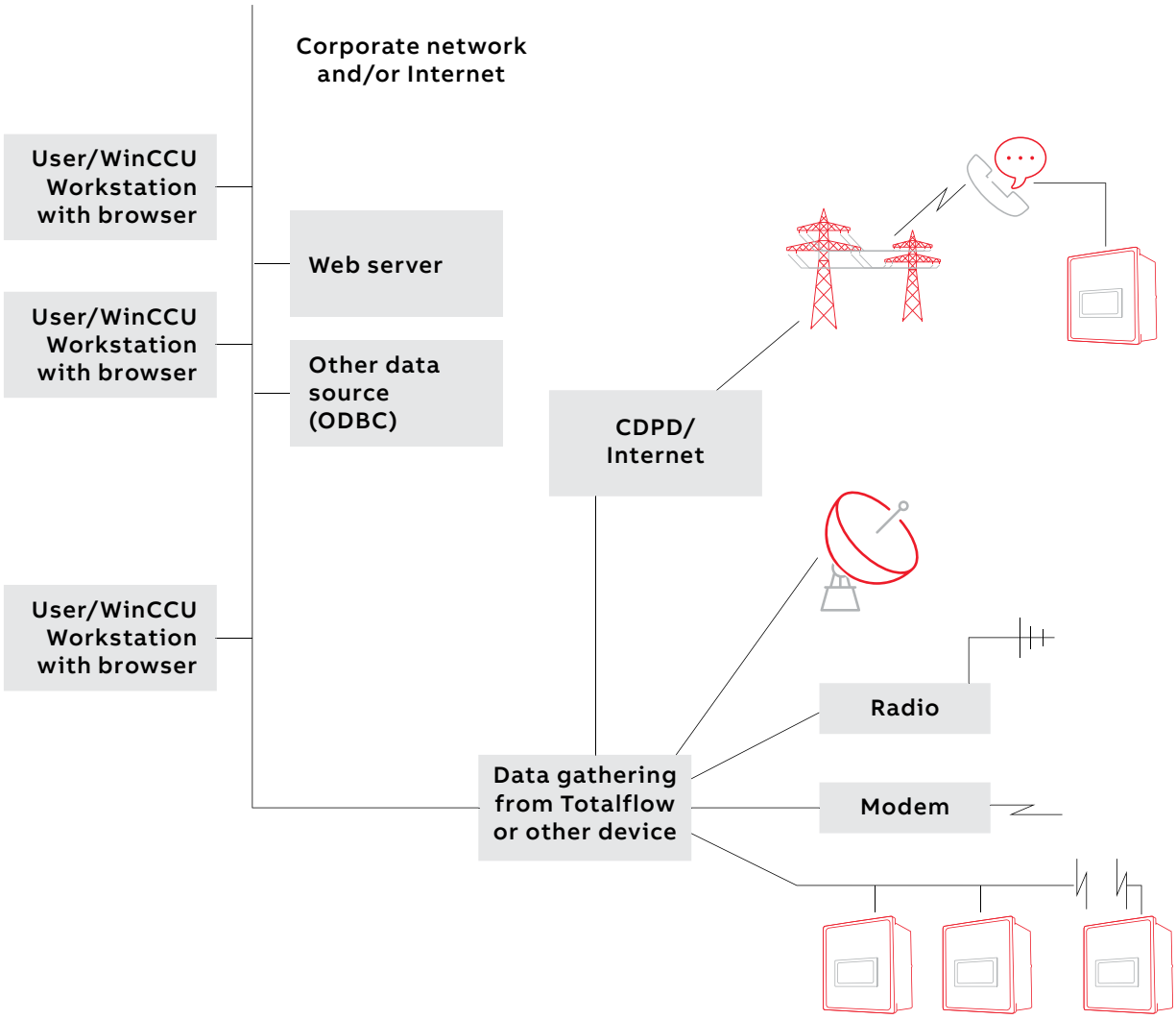

Sales Service Software

Notes

Castel Maggiore (BO) 40013
Via Lirone 60/i

e-mail: info@eurotecsrl.com
Tel: +39 051/6321595
Website: www.eurotecsrl.com

C.F.: 04103780377
P.I.: 01596581205

—

ABB Inc.
Measurement & Analytics
Quotes: totalflow.inquiry@us.abb.com
Orders: totalflow.order@us.abb.com
Training: totalflow.training@us.abb.com
Support: totalflowsupport@us.abb.com
+1 800 442 3097 (opt. 2)

Main Office
7051 Industrial Boulevard
Bartlesville, OK 74006
Ph: +1 918 338 4888

Kansas Office
2705 Centennial Boulevard
Liberal, KS 67901
Ph: +1 620 626 4350

Texas Office – Odessa
8007 East Business 20
Odessa, TX 79765
Ph: +1 432 272 1173

Texas Office – Houston
3700 West Sam Houston
Parkway South, Suite 600
Houston, TX 77042
Ph: +1 713 587 8000

Texas Office – Pleasanton
150 Eagle Ford Road
Pleasanton, TX 78064
Ph: +1 830 569 8062

www.abb.com/upstream

—

We reserve the right to make technical changes or modify the contents of this document without prior notice. With regard to purchase orders, the agreed particulars shall prevail. ABB does not accept any responsibility whatsoever for potential errors or possible lack of information in this document.

We reserve all rights in this document and in the subject matter and illustrations contained therein. Any reproduction, disclosure to third parties or utilization of its contents – in whole or in parts – is forbidden without prior written consent of ABB.

© Copyright 2019 ABB.
All rights reserved.

DS/2101187-EN Rev. AG 03.2019